

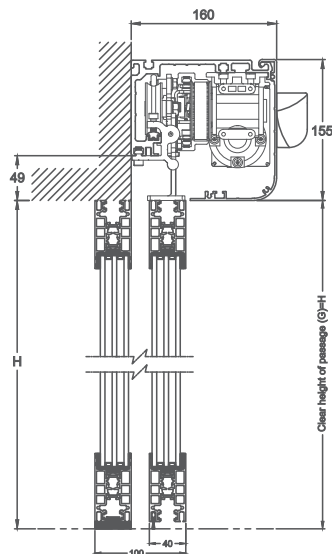
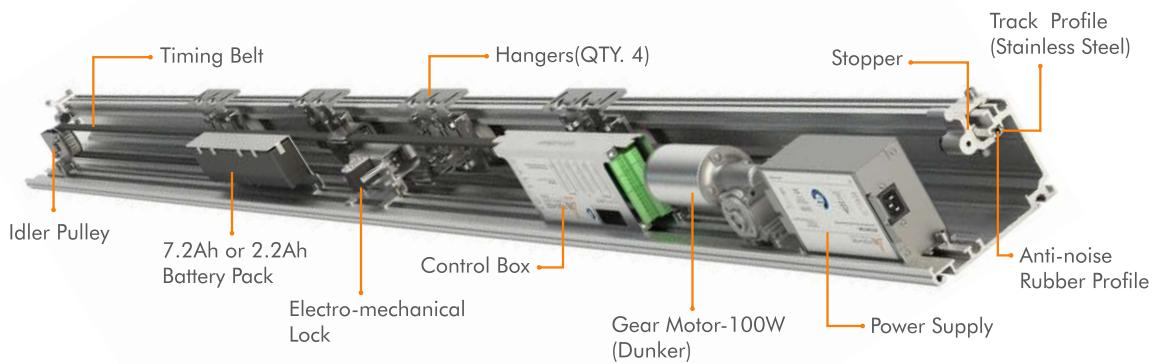


www.deuschtec.de

SLH240
Automatic Sliding Door

SLH240

Deutschec SLH240 is your ultimate solution for demanding interior or exterior applications or where tall or wide heavy doors and double or especially triple-glazing glass is a necessity. This model has brought superior strength and incredible resistance to wear together with beauty and elegance. Due to its rubber profile, you hear nothing more than a whisper. Its stainless steel track profile promises to stay with you for all time and make your choice energy-saving and cost-effective. SLH240 has been certified as a product which satisfies all safety needs.



SLH240-THB frame



Designed • Developed • Made in Germany

SLH240

Technical Detail SLH240

Opening width - single panel	800 - 2000 mm
Opening width - double panel	1000 - 3000 mm
Max leaf weight, single	1 x 200 Kg
Max leaf weight, double	2 x 150 Kg
Operator height	155 mm
Operator depth	160 mm
Opening speed	Variable up to 1.1m/s (Double leaves)
Closing speed	Variable up to 1.1m/s (Double leaves)
Hold-open time	0 - 30 s
Ambient temperature	-15 to + 50°C
Protection class	IP 20
Track profile	anti-crash Stainless Steel
Anti-noise rubber profile	✓
External protected power supply	✓
Power supply power	230V / 28V, 120VA
Gear motor power	100 W
Number of motors	1
Number of control units	1
Number of hangers per leaf	2

Technical Detail SLH240

Dual gear motor and control unit set for master and slave concept	-
Max power consumption	250 W
Backup battery for emergency opening	-
Max operation cycles with 2.2 Ah battery (Optional)	≈400
Max operation cycles with 7.2 Ah battery (Optional)	≈1000
Possibility to adjust force limitation according to DIN18650 and EN16005	✓
Possibility to use safety sensors with testing signal	✓
Emergency exit routes in both directions	-
Mechanical key switch (Optional)	✓
24V DC output for external accessories	✓
Power Lock	✓
Possibility of using electromechanical lock (Optional)	✓
Lock monitoring	✓
Possibility of using digital programme switch (Optional)	✓
Read-out error memory with error codes (with digital programme switch)	✓
Programmable output (Optional)	✓
Programmable input (Optional)	✓
Possibility of using more software and hardware options by using DEAP device (Optional)	✓

Standards	SLH240
Compliant with German standard DIN 18650	✓
Compliant with EU standard EN 16005	✓
Compliant with EU standard EN 60335	✓
Compliant with EU standard EN ISO 13849-1	✓
Compliant with EU low-voltage directives	✓
Compliant with EU EMC directives	✓
Manufactured according to ISO 9001	✓
TÜV approved	✓
CE conformity	✓
Tested for 1.000.000 cycles	✓

Frame Types	SLH240
THB	✓
TBS	✓
UTS	✓
Saturn	✓
Frameless	✓

Control Unit

Deutschelec has joined up with Leesy GmbH, a part of Siemens Enterprise Communication, to create a fully German high-tech novel control unit. Our latest software has equipped this control unit to save more energy, be more user-friendly and allow door networking for up to 256 doors without any additional device requirement and unlimited number of doors by building segmented network branches.





C/N

Entrance
Automatic door

W/S/

7

Eingang
Automatiktür



Notar



GEAR MOTOR

SLH series is driven by a highly powerful reliable electromotor made by German manufacturer, Dunker motoren GmbH. Having met various international standards, our motors are made service-free, sturdy and long-lasting.



POWER LOCK

Power lock free function is a wholesome solution. When the door is locked, if there is pressure on it for becoming open, the motor will use its full power in the opposite direction and make it practically improbable to enter for unauthorized individuals.



TRACK PROFILE

Stainless Steel Track profile :

Since Deuschtec's stainless steel track profiles are rust-proof and anti-abrasion, they will never need to be replaced. This will be a great value for your money during time and will prevent any possible complication which may happen when replacing profiles.



Aluminium Track profile :

When Deuschtec's detachable aluminum track profiles are worn out after a lengthy period of time, they can easily be replaced, which costs much less in comparison with replacing the whole rail.




FRAMES

Deuschtec SLH series can be matched with many different types of frames such as THB, TBS, UTS and Saturn or they can even be employed frameless. This versatility allows this series to be really flexible toward its respected clients' visions and wants.

THB

A great choice of frame to pair with this impeccable series is thermal break frames (THB) which by insulating the door against undesired or harsh weather conditions, save the energy and consequently, your budget! Furthermore, since these are incredibly strong frames, they are an ideal option when heavy doors are required.



TBS

When saving energy is of importance, TBS frame is an economical and inexpensive solution. Besides being thermal break, it can be coupled with double-glazing glass. Its thinness and also one-of-a-kind combination with Deuschtec SLH series, which hides the upper horizontal profile inside the operator's case, has made TBS frame a smart gorgeous choice for modern architecture. This type of frame has successfully been tested for escaped doors.




UTS

This frame is the non-thermal break version of TBS and has all its advantages. Due to not being thermal break, it has an even more competitive price. While enjoying all TBS beauties, for buildings' inside doors and for places where the exchange of cold and hot air does not matter much, UTS is an excellent value.



SATURN

This is a reasonably-priced frame suitable for single-glazing and tempered glass. When you wish to have a glass frontage and yet, prefer to use a thin frame instead of frameless glass, Saturn is a convenient low-priced solution.



FRAMELESS

This full-glass system is the most suitable choice for those who wish to have elegance combined with radiance. These sliding doors provide excellent light exchange between inside and outside.



ACCESSORIES

BATTERIES

We are offering you doors which will never fail. Deuschtec batteries provide the system with steady flow of energy. In the event of a power-cut, the 2.2 Ah battery will provide you with ≈ 400 cycles of open/close and the 7.2 Ah one will open and close your door up to ≈ 1000 times. No matter what, these doors with their marvelous operating systems will not let you down!



DIGITAL PROGRAMME SWITCH

User-friendly has been given a whole new meaning with this digital programme switch's easy-to-read, full-text display. You will get easy access to all performance data and parameters and for any special need you might have, its adjustment and diagnostic processes can be accurately duplicated or customized. Protection password code is another significant feature of this digital programme switch. Such a terrific "optional" part cannot be ignored!



MECHANICAL KEY SWITCH

Deuschtec presents its mechanical key switch with the five modes of full open, partial open, lock, automatic and one-way. Simple yet functional, this is another accessory which will definitely come in handy.



ELECTROMECHANICAL LOCK

Deuschtec Electromechanical lock has been a dependable way to safeguard your security all the time. It utilizes steel pins to lock both leaves simultaneously and therefore, is much safer compared to those models which lock the timing belt or just one leaf. Furthermore, since it employs bi-stable mechanism, system's power reset does not affect the lock's state. Due to using powerful batteries and an intelligent circuit, battery usage is reduced to zero when the door is locked and there is a power-cut.



Highly secure electromechanical multi-point lock (HSML)

This highly secure electromechanical multi-point lock is a real necessity in places where increased security is demanded. Using steel pins, it will simultaneously lock the leaves together and to the floor, which has been pre-drilled to provide the required holes for the pins. Intruders will be slowed down and stopped due to this lock's power to resist dynamic/static forces and aggressive tools such as wedges.





w w w . d e u t s c h t e c . d e

Deuschtec GmbH
Am Fuchsbau 13
15345 Petershagen/Eggersdorf
Deutschland

Phone: +49 (0)3341 30 22 4 - 0
Fax: +49 (0)3341 30 22 4 - 25

E-Mail: info@deuschtec.de



EN.62.14082019